


WELCOME



Co-funded by the
Erasmus+ Programme
of the European Union



INTRODUCE YOUR SCHOOL



Co-funded by the
Erasmus+ Programme
of the European Union



INTRODUCE YOURSELF



Co-funded by the
Erasmus+ Programme
of the European Union





Základní škola Hlučín, Hornická 7
www.zshornicka.cz

Barbara (CZ)


With the support of the
Erasmus+ Programme
of the European Union





FIND SOMEONE WHO... (bingo)

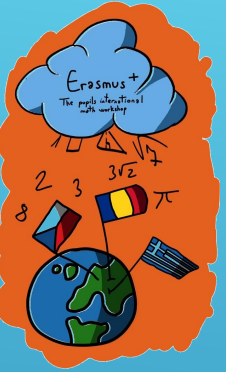




FIND SOMEONE WHO... (bingo)

can whistle a song	likes looking at the sky at night	has birthday on April	is the oldest child (or only child)
does not like bananas	enjoys reading books	has been to another country before this visit	enjoys camping
likes to play soccer	can do skateboarding tricks	has a pet (but no dog or cat)	sings in the shower
plays the musical instrument	is left-handed	likes pizza	likes Maths the best





STATISTICS

Make a line according to following
criteria




**Arrange your
first names in
alphabetical order**

The image features a solid blue background. In the center, the text "Arrange your first names in alphabetical order" is written in a bold, black, sans-serif font, arranged in four lines. On the right side, there are several white, parallel diagonal lines that create a sense of motion or a graphic element.

**Arrange yourselves
in order of months (and
days) of birthday from
January to December**

The image features a solid blue background. On the right side, there are several white, parallel diagonal lines that appear to be part of a larger graphic element or a design flourish.



NUMBER MEETINGS





Co-funded by the
Erasmus+ Programme
of the European Union



A: Hello. I am (*name*) and I am
looking for (*number*).

B: Hello. I am (*name*)
but *I am not / and I am* number ...

Decorative white lines consisting of several parallel diagonal strokes in the bottom right corner of the slide.





MAKING TEAMS

Co-funded by the
Erasmus+ Programme
of the European Union



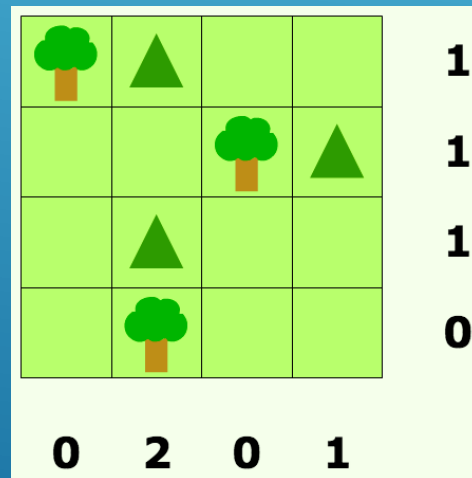
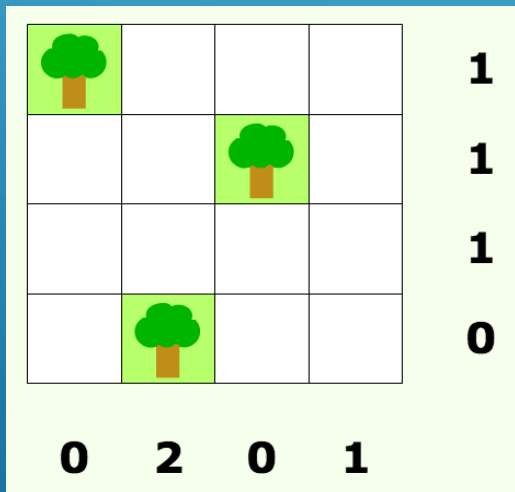
TEAM
Name:
Symbol:



Members	Country
---------	---------

TENTS AND TREES


Trees are placed in a grid. You have to place one tent next to each. The other cells must have grass. The numbers around the grid tell you the number of tents in the row or column.



Tents cannot touch each other, not even diagonally.



TENTS AND TREES



	3	1	3	1	2	1	1	2
2		T						
2	T		T				T	
2					T			
0			T	T				
3		T			T			
1								T
1	T		T					
3				T			T	

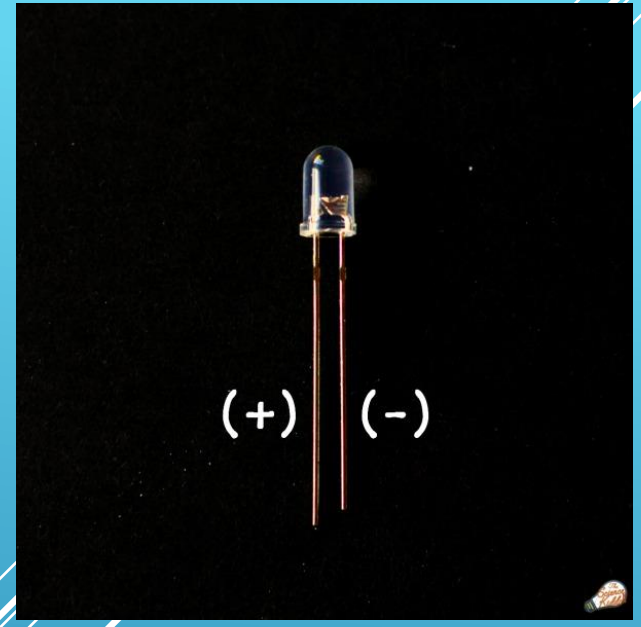


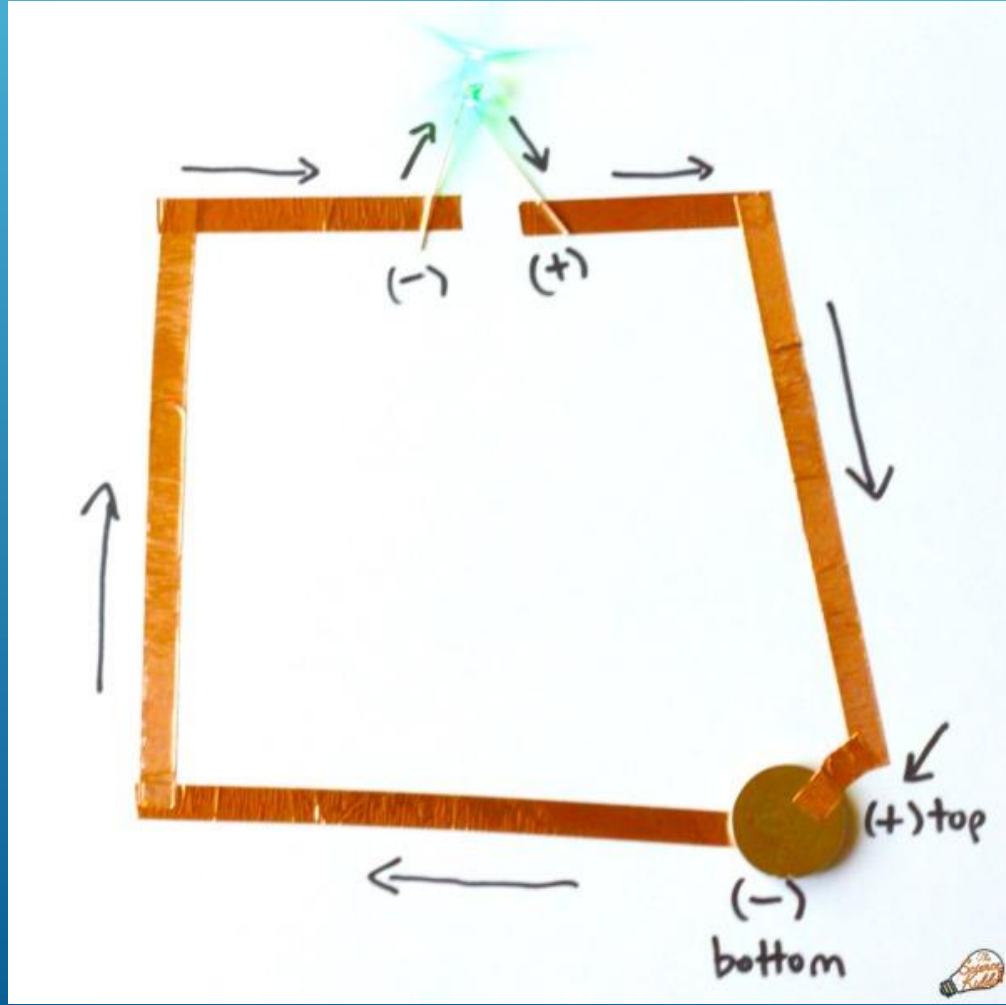


DICTIONARY

Co-funded by the
Erasmus+ Programme
of the European Union



PAPER CIRCUITS



PAPER CIRCUITS

